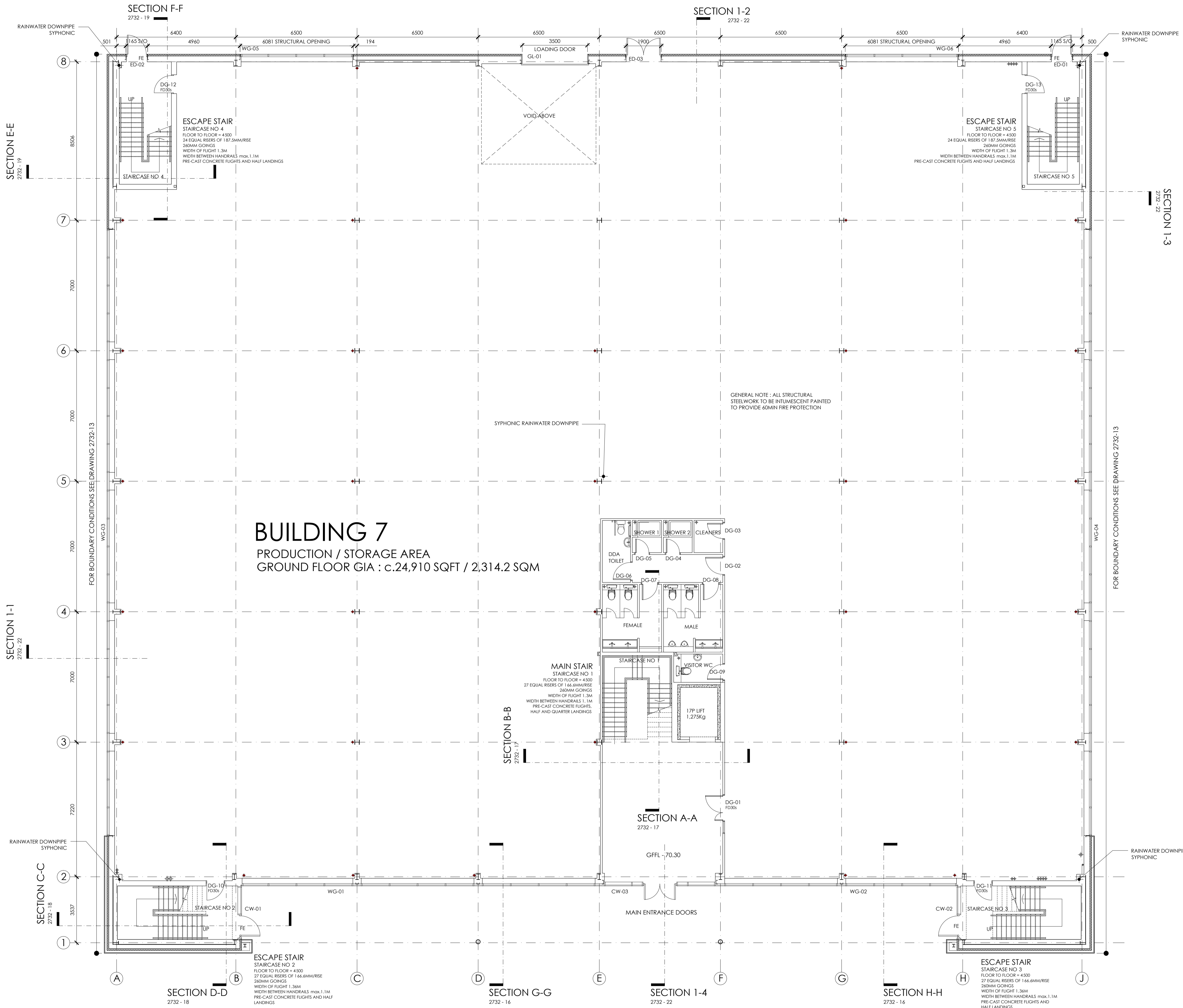


- IF THIS DRAWING HAS BEEN RECEIVED ELECTRONICALLY IT IS THE RECIPIENT'S RESPONSIBILITY TO PRINT THE DOCUMENT TO THE CORRECT SCALE.
- ALL DIMENSIONS ARE IN MILLIMETRES UNLESS STATED OTHERWISE. IT IS RECOMMENDED THAT INFORMATION IS NOT SCALED OFF THIS DRAWING.
- THIS DRAWING SHOULD BE READ IN CONJUNCTION WITH ALL OTHER RELEVANT DRAWINGS AND SPECIFICATIONS.

GA DRAWING REFERENCES

- GROUND FLOOR LAYOUTS :**
- 10 GROUND FLOOR PLAN (GA)
 - 11 FIRST FLOOR PLAN (GA)
 - 12 ROOF PLAN (GA)

- ELEVATIONS & SECTIONS :**
- 14 PROPOSED ELEVATION SHEET 1
 - 15 PROPOSED ELEVATION SHEET 2
 - 16 PROPOSED SECTIONS



GROUND FLOOR PLAN
SCALE 1:100

CONSTRUCTION ISSUE

C1	CONSTRUCTION ISSUE 1	IB	17.10.22	MD
REV.	AMENDMENT	DRAWN	DATE	AUTH'D
client:	HILL STREET HOLDINGS			
project:	OXFORD TECHNOLOGY PARK			
site:	LANGFORD LANE KIDLINGTON, OXFORDSHIRE			
content:	BUILDING SEVEN GROUND FLOOR PLAN			
date:	MAY 2022			
scale:	1 : 100 @ A1			
ALL DIMENSIONS TO BE CHECKED ON SITE				

GARRETT | MCKEE
ARCHITECTS

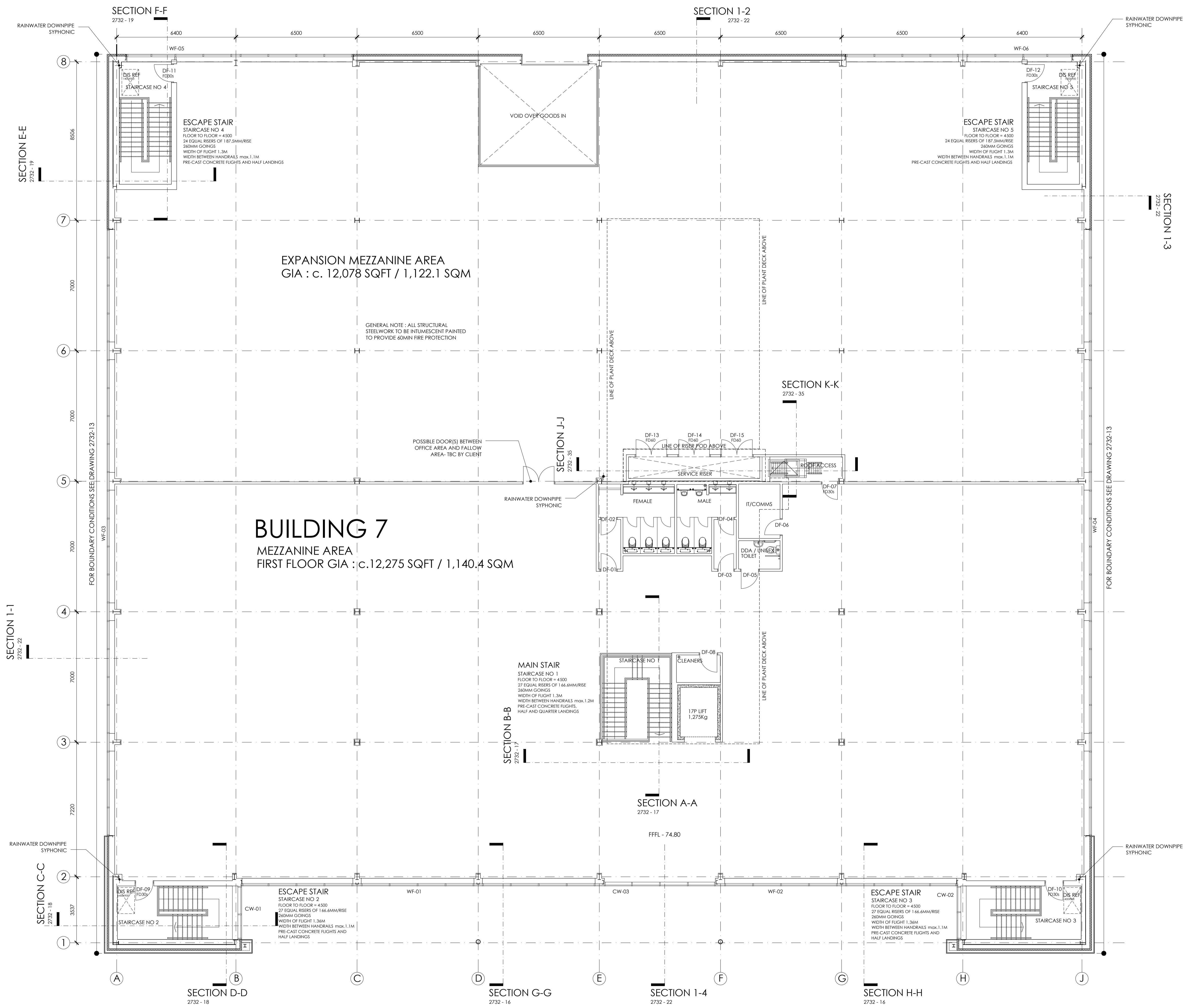
RILEY HOUSE
RILEY ROAD
MARLOW
BUCKINGHAMSHIRE
T 01628 907000
www.garrettmckee.co.uk

- IF THIS DRAWING HAS BEEN RECEIVED ELECTRONICALLY IT IS THE RECIPIENT'S RESPONSIBILITY TO PRINT THE DOCUMENT TO THE CORRECT SCALE.
- ALL DIMENSIONS ARE IN MILLIMETRES UNLESS STATED OTHERWISE. IT IS RECOMMENDED THAT INFORMATION IS NOT SCALED OFF THIS DRAWING.
- THIS DRAWING SHOULD BE READ IN CONJUNCTION WITH ALL OTHER RELEVANT DRAWINGS AND SPECIFICATIONS.

GA DRAWING REFERENCES

- GROUND FLOOR LAYOUTS :**
- 10 GROUND FLOOR PLAN (GA)
 - 11 FIRST FLOOR PLAN (GA)
 - 12 ROOF PLAN (GA)

- ELEVATIONS & SECTIONS :**
- 14 PROPOSED ELEVATION SHEET 1
 - 15 PROPOSED ELEVATION SHEET 2
 - 16 PROPOSED SECTIONS



BUILDING 7
MEZZANINE AREA
FIRST FLOOR GIA : c.12,275 SQFT / 1,140.4 SQM

EXPANSION MEZZANINE AREA
GIA : c. 12,078 SQFT / 1,122.1 SQM

MAIN STAIR
STAIRCASE NO 1
FLOOR TO FLOOR = 4500
27 EQUAL RISERS OF 166.6MM/RISE
260MM GOINGS
WIDTH OF FLIGHT 1.3M
WIDTH BETWEEN HANDRAILS max.1.2M
PRE-CAST CONCRETE FLIGHTS,
HALF AND QUARTER LANDINGS

ESCAPE STAIR
STAIRCASE NO 4
FLOOR TO FLOOR = 4500
24 EQUAL RISERS OF 187.5MM/RISE
260MM GOINGS
WIDTH OF FLIGHT 1.3M
WIDTH BETWEEN HANDRAILS max.1.1M
PRE-CAST CONCRETE FLIGHTS AND HALF LANDINGS

ESCAPE STAIR
STAIRCASE NO 5
FLOOR TO FLOOR = 4500
24 EQUAL RISERS OF 187.5MM/RISE
260MM GOINGS
WIDTH OF FLIGHT 1.3M
WIDTH BETWEEN HANDRAILS max.1.1M
PRE-CAST CONCRETE FLIGHTS AND HALF LANDINGS

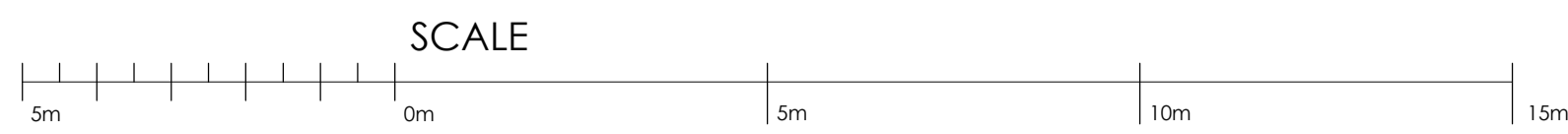
GENERAL NOTE : ALL STRUCTURAL
STEELWORK TO BE INTUMESCENT PAINTED
TO PROVIDE 60MIN FIRE PROTECTION

POSSIBLE DOOR(S) BETWEEN
OFFICE AREA AND FALLOW
AREA- TBC BY CLIENT

FOR BOUNDARY CONDITIONS SEE DRAWING 2732-13

FOR BOUNDARY CONDITIONS SEE DRAWING 2732-13

FIRST FLOOR PLAN
SCALE 1:100



CONSTRUCTION ISSUE

C1	CONSTRUCTION ISSUE 1	IB	17.10.22	MD
REV.	AMENDMENT	DRAWN	DATE	AUTH'D
client :	HILL STREET HOLDINGS			
project :	OXFORD TECHNOLOGY PARK			
site :	LANGFORD LANE KIDLINGTON, OXFORDSHIRE			
content :	BUILDING SEVEN FIRST FLOOR PLAN			
date :	FEB 2022			
scale :	1 : 100 @ A1			

ALL DIMENSIONS TO BE CHECKED ON SITE

GARRETT | MCKEE
ARCHITECTS
RILEY HOUSE
RILEY ROAD
MARLOW
BUCKINGHAMSHIRE
T 01628 907000
www.garrettmckee.co.uk